

UK NEQAS

International Quality Expertise



2024-2025

Services Available List

EQA programme directory for all UK NEQAS Centres



www.ukneqas.org.uk



Who are UK NEQAS?

United Kingdom National External Quality Assessment Service (UK NEQAS) is the **world leading** provider of clinical laboratory External Quality Assessment (EQA)/Proficiency Testing (PT) programmes. The EQA/PT programmes provided by UK NEQAS are designed and operated by highly experienced organisers and scientists, wholly committed to improving the quality of testing in healthcare laboratories for the benefit of patients worldwide.

To ensure the provision of high quality EQA/PT and delivery of appropriate scientific support in each specialist area of clinical laboratory testing, each UK NEQAS service is operated from a dedicated expert centre. These 20 centres are in 11 cities around the UK and together they form the UK NEQAS Consortium, a not-for-profit company limited by guarantee and a UK Registered Charity (no: 1044013). Each UK NEQAS member centre operates on a strict not for profit basis, has no commercial interests and is **accredited to ISO 17043:2010**.

“The EQA/PT programmes provided by UK NEQAS are designed and operated by highly experienced organisers and scientists”

In addition to delivering over 500 different EQA/PT programmes, UK NEQAS also operates PrepQ, a dedicated Pre- and Post- Analytical Quality Monitoring service which has been designed to allow participating laboratories to monitor their pre and post analytical issues to support the requirements of ISO 15189.

To supplement the UK NEQAS EQA/PT programmes and ensure that any findings identifying factors associated with good or poor performance are shared with laboratories, we regularly publish in peer reviewed journals, host scientific meetings and run educational webinars.

At UK NEQAS we believe that this approach ensures the best possible quality service is provided to clinical laboratories, and that this supports the continual improvement of healthcare service delivery worldwide. When selecting an EQA/PT service, it is clear to see why thousands of laboratories globally have chosen to use UK NEQAS.

Thank you for selecting and supporting UK NEQAS.

Our Mission

IMPROVING GLOBAL
DIAGNOSTIC TESTING FOR
THE BENEFIT OF PATIENTS THROUGH
QUALITY ASSESSMENT AND EDUCATION

Contents

Cellular Pathology

Pages 4-5

Cellular Pathology Technique

Immunocytochemistry & In-Situ Hybridisation

Clinical Chemistry

Pages 5-6

Birmingham Quality

Cardiac Markers

Edinburgh Peptide Hormones

Guildford Peptide Hormones & Trace Elements

Genomics

Pages 7-9

GenQA

Haematology

Pages 9-12

Blood Coagulation

Blood Transfusion Laboratory Practice

Haematology

Leucocyte Immunophenotyping

Immunology

Pages 12-13

Histocompatibility & Immunogenetics

Immunology, Immunochemistry & Allergy

Medical Microbiology

Page 13-14

Microbiology

Parasitology

Reproductive Science

Page 15

Reproductive Science

Point of Care Testing

Page 16

PrepQ

Page 17

Participating Countries

Pages 18-19


Programme Index


Pages 20-28

UK NEQAS Centre Contacts

Back page

Cellular Pathology


Cellular Pathology Technique	
Tel:	+44 (0) 191 816 1030
Website:	www.ukneqascpt.org.uk 
Email:	cpt@ukneqas.org.uk
Legal Entity:	LabXCell LTD
Services Available	
Slide Based Schemes	
Tissue Diagnostics	
Specialist Techniques	
Neuropathology	
Frozen Section (Companion Scheme to Specialist Techniques and Neuropathology)	
Mega Block (Companion Scheme to Specialist Techniques and Neuropathology)	
Muscle Histochemistry	
Renal Biopsy Pathology	
Diagnostic Cytopathology	
Diagnostic Cytopathology Cell Block	
Bone Marrow Trephine Biopsy (BMT)	
Mohs' Procedure	
Web Based Schemes	
Transmission Electron Microscopy (TEM)	
Direct Immunofluorescence (DIF)	
Digital Pathology	
Digital Interpretive Web Based Schemes	
Digital Interpretative Diagnostic Cytopathology	
Digital Diagnostic Capsule Sponge	
Digital Diagnostic Ultrastructural Pathology (Pilot)	
Digital Interpretative Synovial Fluid Crystals (Pilot)	

Immunocytochemistry & In-Situ Hybridisation	
Tel:	+44 (0) 208 187 9174
Website:	www.ukneqasiccish.org 
Email:	info@ukneqasiccish.org
Legal Entity:	External Quality Assessment Services for Cancer Diagnostics CIC
Services Available	
Immunocytochemistry	
Alimentary Tract Pathology (GIST)	
Breast Pathology (HER2 IHC)	
Breast Pathology (Low Expression HER2 IHC) (Pilot)	
Breast Pathology (Hormonal Receptors ER & PR)	
Breast Pathology (Hormonal Receptors ER only)	
Cytopathology	
Gastric HER2 IHC	
General Pathology	
Lymphoid Pathology	
Mismatch Repair (MMR) Proteins	
Neuropathology	
Non-Small Cell Lung Cancer (NSCLC) ALK IHC	
Non-Small Cell Lung Cancer (NSCLC) PD-L1 IHC (Pilot)	
Non-Small Cell Lung Cancer (NSCLC) ROS1 IHC (Pilot)	
Triple Negative Breast Cancer (TNBC) PD-L1 IHC (Pilot)	
Ki-67 in Breast Cancer (Pilot)	
p16 in Head & Neck Pathology (Pilot)	
Pd-L1 in Head & Neck Pathology (Pilot)	

Cellular Pathology

Immunocytochemistry & In-Situ Hybridisation
Services Available
In-Situ Hybridisation
Breast HER2 ISH (Interpretive and Technical)
Non-Small Cell Lung Cancer (NSCLC) ALK ISH (Pilot)
Non-Small Cell Lung Cancer (NSCLC) ROS1 FISH (Pilot)
High-risk HPV in Head & Neck Pathology (Pilot)


Clinical Chemistry


Birmingham Quality	
Tel:	+44 (0) 121 414 7300
Website:	www.birminghamquality.org.uk 
Email:	birminghamquality@uhb.nhs.uk
Legal Entity:	University Hospitals Birmingham NHS Foundation Trust
Services Available	
ACE	
Acute and Chronic Kidney Disease (Creatinine, Cystatin C, eGFR and AKI)	
Antibiotic Assays	
Antifungal Assays	
Bile Acids	
Clinical Chemistry	
Erythropoietin	
Faecal Haemoglobin	
Faecal Markers	
Faecal Pancreatic Elastase	
Fluids	
Fructosamine	
Glycated Haemoglobins	
Haematinics	

Clinical Chemistry


Birmingham Quality
Services Available
Holotranscobalamin
Immunosuppressants
Interpretative Comments in Clinical Chemistry
Intrinsic Factor Antibodies
Lipid Investigations
Newborn Screening
Paediatric Bilirubin
Plasma Metanephrines
Quantitative Amino Acids
Salivary Steroids
Serum Indices (HIL)
Specific Proteins
Steroid Hormones
Sweat Testing
Thyroglobulin
Thyroid Hormones
Toxicology (TOX) and Therapeutic Drug Monitoring (TDM)
Urinary Catecholamines & Metabolites
Urine Chemistries
Urine Dipsticks
Vitamin Assays (Carotene, Vitamin A & E)
Vitamin D
Vitamin K

Clinical Chemistry


Cardiac Markers	
Tel:	+44 (0) 141 440 2888
Website:	www.ukneqas-cm.org.uk 
Email:	info@ukneqas-cm.org.uk
Legal Entity:	NHS Greater Glasgow & Clyde
Services Available	
Cardiac Markers Schemes (Laboratory)	
hs Cardiac Troponin I, hs Cardiac Troponin T, CKMB, Myoglobin, NT-proBNP	
B-Type Natriuretic Peptide (BNP)	
Cardiac Markers Schemes (Point of Care)	
Cardiac Troponin I, Cardiac Troponin T, CKMB, Myoglobin, NT-proBNP	
High Sensitivity Cardiac Troponin I (Pilot)	

Edinburgh Peptide Hormones	
Tel:	+44 (0) 131 242 6885
Website:	www.edqas.org 
Email:	ukneqas@ed.ac.uk
Legal Entity:	NHS Lothian
Services Available	
Maternal Serum Screening	
1st Trimester (Down's syndrome and Trisomies T13 and T18)	
1st Trimester (Down's syndrome using dried blood spots) (Pilot)	
2nd Trimester (Down's syndrome)	
2nd Trimester (Neural tube defects)	
Pre-eclampsia Markers	
Placental Growth Factor (PLGF)	
SFlt-1	
SFlt-1: PLGF ratio	
Peptide I	
FSH, LH, AMH, Prolactin and Growth Hormone	

Edinburgh Peptide Hormones	
Services Available	
Peptide II	
PTH, ACTH and Calcitonin	
Tumour Markers	
AFP, CEA and hCG	
Pregnancy Testing	
Urinary hCG (Qualitative and Quantitative)	
Liver Fibrosis Markers	
Type III Procollagen Peptide (PIIINP)	
Enhanced Liver Fibrosis (ELF) Score	
FIB-4 Score	
Hyaluronic acid	
Tissue inhibitor of metalloproteinase I (TIMP-I)	

Guildford Peptide Hormones & Trace Elements	
Tel:	+44 (0) 148 357 1122 ext. 3611
Website:	www.surreyeqas.org.uk 
Email:	rsch.peptideeqa@nhs.net rsc-tr.Guildford-EQA@nhs.net
Legal Entity:	Frimley Health NHS Foundation Trust
Services Available	
C-Peptide	
Gastrin	
Insulin	
Insulin-like Growth Factor 1	
Insulin-like Growth Factor Binding Protein-3	
Lead, Cadmium, Manganese, Arsenic, Magnesium*, Mercury, Zinc*, Selenium, Thallium, Chromium and Cobalt in Whole Blood	
Mercury, Cadmium, Copper, Iron, Zinc, Chromium, Cobalt, Arsenic, Lead, Manganese, Nickel, Thallium and Selenium in Urine	
Zinc, Copper, Aluminium, Selenium, Chromium and Cobalt in Serum	

Genomics

Genomics (GenQA)	
Tel:	+44 (0) 131 242 6898
Website:	www.genqa.org 
Email:	info@genqa.org
Legal Entity:	Oxford University Hospitals NHS Foundation Trust
Services Available	
Clinical Genetics & Genetic Counselling	
Clinical Genetics - Cardiovascular disorders	
Clinical Genetics - Dysmorphology	
Clinical Genetics - Inherited metabolic disorders	
Clinical Genetics - Monogenic disorders	
Clinical Genetics - Oncogenetic disorders	
Genetic counselling	
Genomic and Inherited Disorders	
Ataxia, including Hereditary Spastic Paraplegia (HSP)	
Calcium disorders	
Cardiac disorders	
Charcot Marie Tooth disease and related sensory and motor neuropathies	
Chromosome Instability syndromes	
Cystic fibrosis and <i>CFTR</i> -related disorders	
Developmental delay	
Differences in sex development	
Epilepsy disorders	
Eye disorders	
Familial colorectal cancer and polyposis	
Familial endocrine tumour predisposition disorders	
Familial Hypercholesterolaemia	
Fragile X syndrome and <i>FMR1</i> -related disorders	
Gastroenterology and hepatology disorders	
Hereditary breast and ovarian cancer disorders (HBOC)	

Genomics (GenQA)
Services Available
Genomic and Inherited Disorders (cont.)
Huntington disease and DRPLA
Hypotonic Infant
Imprinting disorders
Inborn errors of metabolism
Infertility
Microdeletion syndromes
Mitochondrial disease
Muscular dystrophies
Neurodegenerative disorders
Neurofibromatosis and rasopathies
Postnatal constitutional copy number variants (CNV) detection
Postnatal karyotyping
Primary Immunodeficiency disorders (PID)
Renal disorders
RNA splicing
Respiratory disorders
Skeletal Dysplasias
Trio sequencing - postnatal
Variant validation
X-inactivation
Haematological Neoplasms
Acute Lymphoblastic Leukaemia (ALL)
Chronic Lymphocytic Leukaemia (CLL)
Chronic Lymphocytic Leukaemia (CLL) IGHV mutation status
Chronic Lymphocytic Leukaemia (CLL) <i>TP53</i> analysis
Haematological Technical FISH
Lymphoma
Lymphoma Technical NGS
Myeloid disorders
Myeloma

*Not within the current scope of accreditation

² Provided in collaboration with UKNEQAS LI

¹ Provided in collaboration with EMQN

³ Provided in collaboration with UK NEQAS Microbiology

Genomics

Genomics (GenQA)
Services Available
Individual Competency Assessment
Classification of <i>BRCA1</i> , <i>BRCA2</i> and other <i>HRR</i> gene variants
Classification of germline variants (SNVs and CNVs)
Genomic laboratory training videos
Tissue assessment
Variant Nomenclature (ISCN and HGVS)
Molecular Newborn Screening
Molecular testing for cystic fibrosis (CF)
Molecular testing for Medium-chain acyl-CoA dehydrogenase deficiency (MCADD)
Molecular testing for Severe Combined Immunodeficiency (SCID)
Molecular testing for Spinal Muscular Atrophy (SMA)
Molecular Pathology
BRCA testing for ovarian and prostate cancer - somatic
BRCA testing for ovarian, breast, prostate and pancreatic cancer - germline
BRCA testing in prostate cancer – cfDNA
Breast cancer
Breast cancer - Tumour expression profiling
Central Nervous System (CNS) tumours
Cholangiocarcinoma
Colorectal cancer - core
Colorectal cancer - MMR
Endometrial tumours
Gastrointestinal Stromal Tumours (GIST)
Lung cancer - Circulating free (cf) DNA in lung cancer
Lung cancer – comprehensive molecular
Lung cancer - EGFR
Lung cancer – fusions FISH/IHC
Lung cancer – fusions molecular
Melanoma

Genomics (GenQA)
Services Available
Molecular Pathology (cont.)
Microsatellite Instability (MSI)
Molecular Tissue identification
NTRK fusions
Renal tumours
Sarcoma
Thyroid cancer
Multi-disciplinary team (MDT) working
Genomic molecular tumour board (MTB) for lung cancer
Genomic multi-disciplinary team (MDT) working for rare disease
Pharmacogenomics
Pharmacogenomics: Aminoglycoside toxicity
Pharmacogenomics panel
Pharmacogenomics: APOE
Pharmacogenomics: CYP2C19
Pharmacogenomics: DPYD
Pharmacogenomics: TPMT & NUDT15
Preimplantation Genetic Testing (PGT)
PGT for aneuploidies (PGT-A)
PGT for blastomere FISH
PGT for monogenic disorders
PGT for structural rearrangements (PGT-SR)
Reproductive Genetics
Maternal cell contamination (MCC) and fetal sexing
Non-invasive prenatal testing (NIPT) for common aneuploidies
Non-invasive prenatal testing (NIPT) for common microdeletions
Non-invasive prenatal testing (NIPT) for fetal sexing
Pregnancy loss
Prenatal constitutional copy number variant (CNV) detection

*Not within the current scope of accreditation

² Provided in collaboration with UKNEQAS LI


¹ Provided in collaboration with EMQN

³ Provided in collaboration with UK NEQAS Microbiology

Genomics

Genomics (GenQA)
Services Available
Reproductive Genetics (cont.)
Prenatal karyotyping
Rapid prenatal testing for common aneuploidies
Reproductive carrier screening
Trio sequencing - prenatal
Sample Handling
cfDNA extraction from plasma - somatic
DNA extraction from blood for long read sequencing
DNA extraction from formalin-fixed paraffin embedded (FFPE) tissue
DNA extraction from fresh tissue
DNA extraction from saliva
DNA extraction from venous blood
DNA quantification
Technical
Next Generation Sequencing (NGS) for germline CNVs
Next Generation Sequencing (NGS) for germline SNVs and indels
Next Generation Sequencing (NGS) for somatic SNVs and indels - tumour testing only
Next Generation Sequencing (NGS) for somatic SNVs and indels - tumour with germline subtraction analysis
Optical Genome Mapping
Variant Classification & Interpretation
Classification and interpretation of germline SNVs and indels
Classification and interpretation of germline CNVs
Classification of germline SNVs and indels
Classification of haematological neoplasm SNVs, CNVs and SVs
Classification of solid tumour SNVs, CNVs and SVs
ISCN

Haematology

Blood Coagulation	
Tel:	+44 (0) 114 267 3300
Website:	www.ukneqasbc.org 
Email:	neqas@coageqa.org.uk
Legal Entity:	Sheffield Teaching Hospitals NHS Foundation Trust
Services Available	
Screening Tests	
Prothrombin Time (PT)/INR (Venous/Capillary Methods)	
Prothrombin Time for Diagnosis (PT/Diagnostic) (PTD)	
Activated Partial Thromboplastin Time (APTT)	
Heparin Dosage Assessment (HDA) by APT	
Heparin Assay (HA) - Anti-Xa	
Thrombin Time (TT)	
Fibrinogen Assay (Clauss/MultifibrinU)	
D-Dimer	
Assays	
Factor II, V, VII VIII, IX, X, XI, XII Assays	
Von Willebrand Factor Antigen: Assay	
VWF:CB (Collagen-Binding) Assay	
VWF:RCO (Activity) Assay	
Antithrombin Antigen and Activity Assays	
Protein C Antigen and Activity Assay	
Protein S Total and Free Antigen Assay	
Protein S Activity Assay	
Activated Protein C Resistance Assay	
Plasminogen Assay	
Other Programmes	
ADAMTS13 Assays	
DOAC Assays (Dabigatran, Rivaroxaban, Apixaban, Edoxaban)	
Lupus Anticoagulant Screening/Assay	
FXIII Assays	
Homocysteine Assays	

*Not within the current scope of accreditation


² Provided in collaboration with UKNEQAS LI

¹ Provided in collaboration with EMQN


³ Provided in collaboration with UK NEQAS Microbiology

Haematology

Blood Coagulation	
Services Available	
Other Programmes (cont.)	
FVIII Treatment Monitoring*	
FIX Treatment Monitoring*	
Factor VIII Inhibitor Assay*	
Emicizumab Assays*	
HIT Screening/Assays*	
Molecular Genetics of Thrombophilia Testing (Factor V Leiden)	
Genetics of Heritable Bleeding and Thrombotic Disorders	
Point of Care Testing (POCT)	
Activated Clotting Time (ACT) for: Hemochron series ACT+, ACT-LR; i – Stat1, i – Stat Alinity	
INR for: CoaguChek XS, CoaguChek XS Plus, CoaguChek XS Pro & Pro II, Xprecia Stride, istat, LumiraDx	
D-Dimer for: Triage, Cobas H232	
Thromboelastometry for: Rotem Delta, Rotem Sigma	
Thromboelastography for: TEG & TEG6	


Blood Transfusion Laboratory Practice (BTLP)	
Tel:	+44 (0) 192 358 7111
Website:	www.ukneqasbtlp.org 
Email:	btlp@ukneqas.org.uk
Legal Entity:	West Hertfordshire Teaching Hospitals NHS Trust
Services Available	
ABO Titration (ABOT)	
ABO Titration	
A ₁ Typing	
Direct Antiglobulin Testing (DAT)	
Detection of Cells Coated with IgG	
Detection of Cells Coated with C3d	

Blood Transfusion Laboratory Practice (BTLP)	
Services Available	
Fetomaternal Haemorrhage (FMH)	
FMH Screening	
FMH Quantification	
Point of Care D Typing (POCTD)	
RhD Typing	
Pre-Transfusion Testing (PTT)	
ABO & D Grouping	
Antibody Screening	
Antibody Identification	
Crossmatching	
Rh and K Phenotyping	
Antenatal Antibody Titration (ANT) (Pilot)	
Red Cell Antibody Titration	
Extended Red Cell Phenotyping (ERP)	
Various Blood Group Antigen Phenotyping	
Red Cell Genotyping (RCG) (Pilot)	
Genotyping and Predicted Red Cell Phenotype for Various Blood Groups	
Educational	
Training, Assessment and Competency Tool (TACT)	

Haematology	
Tel:	+44 (0) 192 358 7111
Website:	www.ukneqas.org 
Email:	haem@ukneqas.org.uk
Legal Entity:	West Hertfordshire Teaching Hospitals NHS Trust
Services Available	
Automated Counting & Related	
Automated Differential Leucocyte Count	
Blood Component Quality Monitoring	
Erythrocyte Sedimentation Rate	
Full Blood Count	

Haematology


Haematology
Services Available
Automated Counting & Related (cont.)
Haemoglobin only
Infectious Mononucleosis
Plasma Viscosity
POCT Haematology (Pilot)
Reticulocyte Count
Reticulocyte Haemoglobin Content (Pilot)
Haemoglobinopathies and Thalassaemia
Abnormal Haemoglobins
DNA Diagnostics for Haemoglobinopathies
Liquid Newborn Haemoglobinopathy Screening
Newborn Sickie Screening
Sickle Screening only
Morphology Related
Blood Films for Morphology
Blood Parasite Screening and Identification (Haematology)
Haemosiderin Staining
Manual WBC Differential Count
Rapid Diagnostic Tests for Malaria (Haematology)
Red Cell Enzymopathies
G6PD Screen and Assay
Pyruvate Kinase Assay (Pilot)
Educational
Digital Blood Film Morphology for CPD*

Leucocyte Immunophenotyping	
Tel:	+44 (0) 114 267 3600
Website:	www.ukneqasli.co.uk
Email:	admin@ukneqasli.co.uk 
Legal Entity:	Sheffield Teaching Hospitals NHS Foundation Trust
Services Available	
Flow Cytometry	
CD34+ Stem Cell Enumeration	
Cerebrospinal Fluid (CSF) Immunophenotyping	
Competency Assessment and Instrument Validation Panel for Immune Monitoring	
Haematological Malignancy Bone Marrow Aspirate Assessment (Pilot)	
Immune Monitoring	
Leukaemia Diagnostic Interpretation (Part 2)	
Leukaemia Immunophenotyping (Part 1)	
Low Level Leucocyte Enumeration	
Measurable Residual Disease for ALL by Flow Cytometry	
Measurable Residual Disease for AML by Flow Cytometry (Pilot)	
Measurable Residual Disease for CLL by Flow Cytometry (Pilot)	
Measurable Residual Disease for Plasma Cell Myeloma by Flow Cytometry (Pilot)	
Paroxysmal Nocturnal Haemoglobinuria	
Molecular	
Myeloid Gene Panels (Pilot)	
BCR::ABL1 and AML Translocation Identification	
BCR::ABL1 Kinase Domain Variant (Mutation) Status	
BCR::ABL1 Major Quantification	
BCR::ABL1 Minor Quantification	
BRAF p.Val600Glu (V600E) Mutation Status for Hairy Cell Leukaemia	

Haematology


Leucocyte Immunophenotyping	
Services Available	
Molecular (cont.)	
Lymphoid Gene Panels (Pilot)	
FLT3 Mutation Status	
IG/TCR Clonality Status	
KIT p.Asp816Val (D816V) Mutation Status for Mast Cell Disease	
Lymphoplasmacytic Lymphoma/Waldenström Macroglobulinemia	
Measurable Residual Disease for AML by Molecular Methods (Pilot)	
Myeloproliferative Neoplasms Diagnostic Testing (Pilot)/(partially accredited - JAK2 p.V617F only)	
NPM1 Mutation Status	
Paediatric Acute Leukaemia Translocations	
Post-Stem Cell Transplant Chimerism Monitoring	
Measurable Residual Disease for Lymphoid Neoplasms by Molecular Methods (Pilot)	

Immunology

Histocompatibility & Immunogenetics	
Tel:	+44 (0) 144 3622 185
Website:	www.ukneqashandi.org.uk 
Email:	handi@ukneqas.org.uk
Legal Entity:	Velindre University NHS Trust
Services Available	
Crossmatching by Flow Cytometry	
Cytotoxic Crossmatching	
DNA HLA Typing at 1st Field Resolution	
DNA HLA Typing to 2nd or 3rd Field Resolution	
Educational Cross Match	
Educational Interpretive Clinical Scenarios	
Educational Scheme	

Immunology

Histocompatibility & Immunogenetics	
Services Available (cont.)	
HFE Typing	
HLA Antibody Detection	
HLA Antibody Specificity Analysis	
HLA Genotyping for Coeliac and other HLA associated diseases	
HLA Phenotyping	
HLA-B*57:01 Typing for Drug Hypersensitivity	
HLA-B27 Testing	
HPA Antibody Detection/Specification	
HPA Genotyping	
Interpretative: HFE Genotype and Hereditary Haemochromatosis	
Interpretive HLA Genotype	
KIR Genotyping	

Immunology, Immunochemistry & Allergy (IIA)	
Tel:	+44 (0) 114 271 5715
Website:	www.immqas.org.uk 
Email:	immunology@ukneqas.org.uk
Legal Entity:	Sheffield Teaching Hospitals NHS Foundation Trust
Services Available	
Allergy and Immunodeficiency	
Allergen Component Testing	
Allergen Specific IgE	
Fungal and Related Antigens	
IgG Subclasses	
Specific Microbial Antibodies (Tetanus/HiB/Pneumococcal antibodies)	
Total IgE	
Tryptase	
Autoimmunity	
Acetylcholine Receptor Antibodies	
ANCA/GBM Antibodies	

Immunology

Immunology, Immunochemistry & Allergy (IIA)
Services Available
Autoimmunity (cont.)
Antibodies to Nuclear and Related Antigens (ANA/DNA/ENA)
Bullous Dermatitis Antibodies
Coeliac Disease Antibodies
Diabetic Markers
Ganglioside Antibodies
General Autoimmune Serology (CCP/RF/TPO/TRAB/AMA/LKM/SMA/GPC)
Interferon Gamma Release Assays (Mycobacterium tuberculosis) IGRA TB
Myelin Associated Glycoprotein IgM Antibodies (MAG)
Myositis Associated Antibodies
NMDAR Antibodies (Pilot)
Paraneoplastic Antibodies
Phospholipase A2 Receptor Antibodies (PLA2R)
Phospholipid Antibodies
SARS-CoV-2 Antibodies
Scleroderma Associated Antibodies (Pilot)
Digital
Cryoproteins (Pilot)
Digital ANA (dANA)
Interpretative EQA (iEQA)*
Immunochemistry
Alkaline Phosphatase (ALP) Isoenzymes
Alpha 1 Antitrypsin and Phenotype Identification
β2 Microglobulin
C1 Esterase Inhibitor and Functional Complement Assays
C-Reactive Protein (CRP)
CSF Haem Pigments
CSF IgG Oligoclonal Bands

Immunology, Immunochemistry & Allergy (IIA)
Services Available
Immunochemistry (cont.)
CSF Proteins and Biochemistry
CSF β2 Transferrin/Beta Trace Protein
Interleukin-6 (IL-6)
Ig D (Pilot)
Point of Care CRP (Pilot)
Procalcitonin
TNF Drugs and Antibodies (Pilot)
Ultrasensitive C-Reactive Protein
Oncology
Monoclonal Protein Identification
Prostate Specific Antigen (Total and Free PSA)
Tumour Markers (CA125/CA199/CA153/NSE/CgA (Pilot)
Ultrasensitive PSA


Medical Microbiology

Microbiology	
Tel:	+44 (0) 208 905 9890
Website:	www.ukneqasmicro.org.uk 
Email:	organiser@ukneqasmicro.org.uk
Legal Entity:	UK Health Security Agency
Services Available	
Bacteriology	
AAFB Microscopy	
Antimicrobial Susceptibility	
Carbapenemase Producing Organisms (CPO)*	
Clostridioides difficile (previously Clostridium difficile)	
Community Medicine	
Faecal Pathogens	

Medical Microbiology

Microbiology
Services Available
Bacteriology (cont.)
General Bacteriology
General Bacteriology & Antimicrobial
Genital Pathogens
MRSA Screening
Mycobacteria Culture
Syphilis Serology
Urinary Antigens
Molecular
Molecular detection of <i>C. trachomatis</i> & <i>N. gonorrhoeae</i>
CMV DNA Quantification
EBV DNA Quantification
HBV DNA Quantification
Hepatitis C RNA Detection
HIV 1 RNA Quantification
Molecular Detection Mycobacteria
Molecular Detection of HPV
Molecular Detection of Respiratory Viruses
Molecular Detection of SARS-CoV-2
Molecular Detection of Viruses in CSF
Respiratory Point of Care
Viral Gastroenteritis (also suitable for antigen testing)
Mycology
Antifungal Susceptibility
Cryptococcal Antigen Detection
Fungal Biomarkers
Mycology
Virology
Anti-HBs Detection
Blood Borne Viruses
Blood Donor Screen
Diagnostic Serology: Hepatitis Screen

Microbiology
Services Available
Virology (cont.)
Hepatitis B Serology
Hepatitis C Serology
Hepatitis E Detection
HIV Point of Care
HIV Serology
Immunity Screen
Measles and Mumps IgG Serology
Parvovirus B19 and Rubella Serology
Rubella IgG Serology
Point of Care
HIV Point of Care
Respiratory viruses Point of Care*
Molecular detection of SARS-CoV-2

Parasitology	
Tel:	+44 (0) 203 9081 371
Website:	www.ukneqasmicro.org.uk/parasitology 
Email:	parasite@ukneqas.org.uk
Legal Entity:	UK Health Security Agency
Services Available	
Blood Parasitology	
Faecal Parasitology	
Malaria Rapid	
Molecular Detection of Faecal Parasites	
Molecular Diagnosis of Malaria	
Parasite Serology	
Teaching for Blood and Faecal Parasites	
Toxoplasma Serology	

Reproductive Science

Reproductive Science	
Tel:	+44 (0) 161 2766 456/437
Website:	
Email:	repscience@ukneqas.org.uk
Legal Entity:	Manchester University NHS Foundation Trust
Services Available	
Andrology: Semen Analysis (Sperm Motility, Concentration & Morphology)	
Embryology: Embryo Morphology, Time Lapse Annotation	

Notes

[illegible]

Point of Care Testing (POCT)

UK NEQAS monitors, supports and educates non-laboratory trained operators to improve the quality of diagnostic test performance and interpretation of results. We offer external quality assessment (EQA) for POCT in the following areas:

Services Available	Provided By
Activated Clotting Time (ACT)	UK NEQAS Blood Coagulation
B-Type Natriuretic Peptide (BNP)	UK NEQAS Cardiac Markers
Cardiac Troponin I	UK NEQAS Cardiac Markers
Cardiac Troponin T	UK NEQAS Cardiac Markers
CKMB	UK NEQAS Cardiac Markers
Clinical Chemistry	UK NEQAS Birmingham Quality
C-Reactive Protein (CRP)	UK NEQAS Immunology, Immunochemistry & Allergy (IIA)
Cryptococcal Antigen	UK NEQAS Microbiology
D-Dimer	UK NEQAS Blood Coagulation
D-Typing	UK NEQAS Blood Transfusion Laboratory Practice (BTLP)
Fungal Biomarkers	UK NEQAS Microbiology
Glycated Haemoglobins	UK NEQAS Birmingham Quality
Haemoglobin Only	UK NEQAS Haematology
HIV	UK NEQAS Microbiology
INR Testing (CoaguChek XS series, CoaguChek Pro II, Xprecia Stride, i-STAT, LumiraDx)	UK NEQAS Blood Coagulation
Malaria Rapid	UK NEQAS Parasitology
Molecular Detection of Respiratory Viruses	UK NEQAS Microbiology
Myoglobin	UK NEQAS Cardiac Markers
NT-pro BNP	UK NEQAS Cardiac Markers
Pregnancy Testing	UK NEQAS Edinburgh Peptide Hormones
Respiratory Rapid: RSV	UK NEQAS Microbiology
Thromboelastometry and Thromboelastography	UK NEQAS Blood Coagulation
Urinary Antigens	UK NEQAS Microbiology
Urine Dipsticks	UK NEQAS Birmingham Quality
Viral Gastroenteritis (also suitable for antigen testing)	UK NEQAS Microbiology

Pre- and Post-Analytical Quality Monitoring Service (PrepQ)

The control of pre- and post-analytical errors in diagnostic testing is recognised as a major contributor to the improvement in laboratory quality. Although the cause of many errors may be outside the laboratory, they waste resources and impair effective patient care.

The UK NEQAS response

UK NEQAS has developed a web-based pre- and post-analytical quality monitoring service (PrepQ), as an external comparison tool. This tool gives the laboratory the opportunity to collate and monitor the incidence of errors beyond the analytical phase against their peers.

Registering to PrepQ

Registration to the PrepQ monitoring service is flexible. It can be done by department, discipline, laboratory, hospital, or network, depending upon the individual participant's service arrangements. Regular monitoring periods allow the laboratory to return data at a frequency convenient to them against as many of the key assurance indicators as they are able to collect.

PrepQ is a web-based service

The PrepQ service is offered on a secure on-line basis through the UK NEQAS Results and Reports service. Participants submit the number of quality failures compared to the number of opportunities for failure in a given time period. Performance evaluation is reported using sigma metrics, allowing immediate benchmarking with the laboratory's peers.

Pre- and post-analytical case scenarios

PrepQ includes scenarios in pre- and post-analytical monitoring up to 4 times a year. The scenarios reflect current concerns in laboratory errors that originate outside the analytical phase. The responses are requested

in the form of multiple-choice questions and brief free-text comments, and the results are reported with a short expert commentary that can be used within the laboratory for education and service development.

Is PrepQ available in your area?

Yes. PrepQ is an international programme and is available to any participant in any UK NEQAS service.

PrepQ covers a wide range of disciplines, including Blood Sciences (Haematology, Clinical Chemistry, and Immunology), Microbiology and other specialised areas.

Schedule of Exercises

PrepQ offers a regular schedule of exercises, with generous data submission windows and rapid feedback to laboratories.

The current schedule allows data submission and reports on a monthly basis. Participants are alerted by email to opening and close dates.

Interested?

If you would like to know more about the PrepQ service, which is provided as a benefit of UK NEQAS membership, and how it could help your laboratory, please contact us on this email: prepq@uknegas.org.uk or call us on +44 (0) 114 2611 689.

Participating Countries

UK NEQAS is the **world leading** provider of clinical laboratory External Quality Assessment (EQA)/ Proficiency Testing (PT) programmes. Below, and continued on page 19, is a list of countries currently participating in UK NEQAS EQA/PT.

A	Croatia	Guinea
Afganistan	Cuba	Guyana
Albania	Curacao	H
Algeria	Cyprus	Haiti
Angola	Czech Republic	Honduras
Argentina	D	Hong Kong
Armenia	Denmark	Hungary
Aruba	Dominican Republic	I
Australia	E	Iceland
Austria	Ecuador	India
Azerbaijan	Egypt	Indonesia
B	El Salvador	Iran
Bangladesh	Equatorial Guinea	Iraq
Barbados	Estonia	Ireland
Belgium	Ethiopia	Isle of Man
Benin	F	Israel
Bermuda	Falkland Islands	Italy
Bolivia	Faroe Islands	J
Bosnia and Herzegovina	Fiji	Jamaica
Botswana	Finland	Japan
Brazil	France	Jordan
Bulgaria	French Guiana	K
Burkina Faso	French Polynesia	Kazakhstan
C	G	Kenya
Cambodia	Gambia	Kingdom of Bahrain
Cameroon	Georgia	Kosovo
Canada	Germany	Kuwait
Central Africa Republic	Ghana	Kyrgyzstan
Chile	Gibraltar	L
China	Greece	Lao PDR
Colombia	Greenland	Latvia
Congo, Democratic Republic	Guadeloupe	Lebanon
Costa Rica	Guatemala	Lesotho
Cote d'Ivoire	Guernsey	Liberia

Participating Countries

L (continued)	O	South Korea
Liechtenstein	Oman	Spain
Lithuania	P	Sri Lanka
Luxembourg	Pakistan	Sudan
M	Palestine	Suriname
Macau	Panama	Swaziland
Macedonia	Papua New Guinea	Sweden
Madagascar	Paraguay	Switzerland
Malawi	Peru	T
Malaysia	Philippines	Taiwan
Mali	Poland	Tajikistan
Malta	Portugal	Tanzania
Martinique	Q	Tchad
Mauritania	Qatar	Thailand
Mauritius	R	Togo
Mexico	Republic of Ireland	Tunisia
Monaco	Republic of Korea	Turkey
Mongolia	Republic of Macedonia	Turkmenistan
Montenegro	Republic of Moldova	U
Morocco	Reunion	Uganda
Mozambique	Romania	Ukraine
Myanmar	Rwanda	United Arab Emirates
N	S	United Kingdom
Namibia	Saudi Arabia	United States of America
Nepal	Scotland	Uruguay
Netherlands	Senegal	Uzbekistan
New Caledonia	Serbia	V
New Zealand	Sierra Leone	Venezuela
Nicaragua	Singapore	Vietnam
Niger	Sint Maarten	W, X, Y, Z
Nigeria	Slovak Republic	Yemen
Northern Ireland	Slovenia	Zambia
Norway	South Africa	Zimbabwe

Programme Index

#	Page
1st Trimester (Down's syndrome and Trisomies T13 and T18)	6
1st Trimester (Down's syndrome using dried blood spots) (Pilot)	6
2nd Trimester (Down's syndrome)	6
2nd Trimester (Neural tube defects)	6
β2 Microglobulin	13
A	Page
A ₁ Typing	10
AAFB Microscopy	13
Abnormal Haemoglobins	11
Abnormal ultrasound	8
ABO & D Grouping	10
ABO Titration	10
ABO Titration (ABOT)	10
ACE	5
Acetylcholine Receptor Antibodies	12
Activated Clotting Time (ACT) for: Hemochron series ACT+, ACT-LR; i – Stat1, i – Stat Alinity	10
Activated Clotting Time (ACT) (POCT)	14
Activated Partial Thromboplastin Time (APTT)	9
Activated Protein C Resistance Assay	9
Acute and Chronic Kidney Disease (Creatinine, Cystatin C, eGFR and AKI)	5
Acute Lymphoblastic Leukaemia (ALL)	7
ADAMTS13 Assays	9
AFP, CEA and hCG	6
Alimentary Tract Pathology (GIST)	4
Alkaline Phosphatase (ALP) Isoenzymes	13
Allergen Component Testing	12
Allergen Specific IgE	12
Allergy and Immunodeficiency	12
Alpha 1 Antitrypsin and Phenotype Identification	13
ANCA/GBM Antibodies	12
Andrology: Semen Analysis (Sperm Motility, Concentration & Morphology)	15
Antenatal Antibody Titration (ANT) (Pilot)	10
Antibiotic Assays	5

A	Page
Antibodies to Nuclear and Related Antigens (ANA/DNA/ENA)	13
Antibody Identification	10
Antibody Screening	10
Antifungal Assays	5
Antifungal Susceptibility	14
Anti-HBs Detection	14
Antimicrobial Susceptibility	13
Antithrombin Antigen and Activity Assays	9
Assays	9
Ataxia, including Hereditary Spastic Paraplegia (HSP)	7
Autoimmunity	12, 13
Automated Counting & Related	10, 11
Automated Differential Leucocyte Count	10
B	Page
Bacteriology	13, 14
BCR::ABL1 and AML Translocation Identification	11
BCR::ABL1 Kinase Domain Variant (Mutation) Status	11
BCR::ABL1 Major Quantification	11
BCR::ABL1 Minor Quantification	11
Bile Acids	5
Birmingham Quality	5
Blood Borne Viruses	14
Blood Coagulation	9, 10
Blood Component Quality Monitoring	10
Blood Donor Screen	14
Blood Films for Morphology	11
Blood Parasite Screening and Identification (Haematology)	11
Blood Parasitology	14
Blood Transfusion Laboratory Practice (BTLPr)	10
Bone Marrow Trephine Biopsy (BMT)	4
BRAF p.Val600Glu (V600E) Mutation Status for Hairy Cell Leukaemia	11
BRCA testing for ovarian and prostate cancer - somatic	8
BRCA testing for ovarian, breast, prostate and pancreatic cancer - germline	8

Programme Index

B	Page	C	Page
BRCA testing in prostate cancer – cfDNA	8	Chronic Lymphocytic Leukaemia (CLL) <i>TP53</i> analysis	7
Breast cancer	8	Classification and interpretation of germline SNVs and indels	9
Breast cancer - Tumour expression profiling	8	Classification and interpretation of germline CNVs	9
Breast HER2 ISH (Interpretive and Technical)	5	Classification of <i>BRCA1</i> , <i>BRCA2</i> and other <i>HRR</i> gene variants	8
Breast Pathology (HER2 IHC)	4	Classification of germline SNVs and indels	9
Breast Pathology (Hormonal Receptors ER & PR)	4	Classification of germline variants (SNVs and CNVs)	8
Breast Pathology (Hormonal Receptors ER only)	4	Classification of haematological neoplasm SNVs, CNVs and SVs	9
Breast Pathology (Low Expression HER2 IHC) (Pilot)	4	Classification of solid tumour SNVs, CNVs and SVs	9
B-Type Natriuretic Peptide (BNP)	6, 16	Clinical Chemistry	5, 6, 16
Bullous Dermatositis Antibodies	13	Clinical Genetics - Cardiovascular disorders	7
C	Page	Clinical Genetics - Dysmorphology	7
C. Trachomatis and N. Gonorrhoeae	14	Clinical Genetics - Metabolic disorders	7
C1 Esterase Inhibitor and Functional Complement Assays	13	Clinical Genetics - Monogenic disorders	7
Calcium disorders	7	Clinical Genetics - Oncogenetic disorders	7
Carbapenemase Producing Organisms (CPO)*	13	Clinical Genetics & Genetic Counselling	7
Cardiac disorders	7	Clostridioides difficile (previously Clostridium difficile)	13
Cardiac Markers	6	CMV DNA Quantification	14
Cardiac Markers Schemes (Laboratory)	6	Coeliac Disease Antibodies	13
Cardiac Markers Schemes (Point of Care)	6, 16	Colorectal cancer - core	8
Cardiac Troponin I, Cardiac Troponin T, CKMB, Myoglobin, NT-proBNP	6	Colorectal cancer - MMR	8
Carrier screening	8	Community Medicine	13
CD34+ Stem Cell Enumeration	11	Competency Assessment and Instrument Validation Panel for Immune Monitoring	11
Cellular Pathology	4, 5	C-Peptide	6
Cellular Pathology Technique	4	C-Reactive Protein (CRP)	13, 16
Central Nervous System (CNS) tumours	8	Crossmatching	10
Cerebrospinal Fluid (CSF) Immunophenotyping (Pilot)	11	Crossmatching by Flow Cytometry	12
cfDNA extraction from plasma - somatic	9	Cryoproteins (Pilot)	13
Charcot Marie Tooth disease and related sensory and motor neuropathies	7	Cryptococcal Antigen Detection	14, 16
Cholangiocarcinoma	8	CSF Haem Pigments	13
Chromosome Instability syndromes	7	CSF IgG Oligoclonal Bands	13
Chronic Lymphocytic Leukaemia (CLL)	7	CSF Proteins and Biochemistry	13
Chronic Lymphocytic Leukaemia (CLL) IGHV mutation status	7	CSF β 2 Transferrin/Beta Trace Protein	13

Programme Index

C	Page	D	Page
Cystic fibrosis and <i>CFTR</i> -related disorders	7	DOAC Assays (Dabigatran, Rivaroxaban, Apixaban, Edoxaban)	9
Cytopathology	4	D-Typing	16
Cytotoxic Crossmatching	12	E	Page
D	Page	EBV DNA Quantification	14
D-Dimer	9, 16	Edinburgh Peptide Hormones	6
D-Dimer for: Triage, Cobas H232	10	Educational	10,11
Detection of Cells Coated with C3d	10	Educational Cross Match	12
Detection of Cells Coated with IgG	10	Educational Interpretive Clinical Scenarios	12
Developmental delay	7	Educational Scheme	12
Diabetic Markers	13	Embryology: Embryo Morphology, Time Lapse Annotation	15
Diagnostic Cytopathology	4	Emicizumab Assays*	10
Diagnostic Cytopathology Cell Block	4	Endometrial tumours	8
Diagnostic Serology: Hepatitis Screen	14	Enhanced Liver Fibrosis (ELF) Score	6
Differences in sex development	7	Epilepsy disorders	7
Digital	13	Erythrocyte Sedimentation Rate	10
Digital ANA (dANA)	13	Erythropoietin	5
Digital Blood Film Morphology for CPD *	11	Extended Red Cell Phenotyping (ERP)	10
Digital Diagnostic Capsule Sponge	4	Eye disorders	7
Digital Diagnostic Ultrastructural Pathology (Pilot)	4	F	Page
Digital Interpretative Diagnostic Cytopathology	4	Factor II, V, VII VIII, IX, X, XI, XII Assays	9
Digital Interpretative Synovial Fluid Crystals (Pilot)	4	Factor VIII Inhibitor Assay*	10
Digital Interpretive Web Based Schemes	4	Faecal Haemoglobin	5
Digital Pathology	4	Faecal Markers	5
Direct Antiglobulin Testing (DAT)	10	Faecal Pancreatic Elastase	5
Direct Immunofluorescence (DIF)	4	Faecal Parasitology	14
DNA Diagnostics for Haemoglobinopathies	11	Faecal Pathogens	13
DNA extraction from blood for long read sequencing	9	Familial colorectal cancer and polyposis	7
DNA extraction from formalin-fixed paraffin embedded (FFPE) tissue	9	Familial endocrine tumour predisposition disorders	7
DNA extraction from fresh tissue	9	Familial Hypercholesterolaemia	7
DNA extraction from saliva	9	Fetomaternal Haemorrhage (FMH)	10
DNA extraction from venous blood	9	FIB-4 Score	6
DNA HLA Typing at 1st Field Resolution	12	Fibrinogen Assay (Clauss/MultifibrinU)	9
DNA HLA Typing to 2nd or 3rd Field Resolution	12	FIX Treatment Monitoring*	10
DNA quantification	9	Flow Cytometry	11
		FLT3 Mutation Status	12
		Fluids	5
		FMH Quantification	10

Programme Index

F	Page
FMH Screening	10
Fragile X syndrome and <i>FMRI</i> -related disorders	7
Frozen Section (Companion Scheme to Specialist Techniques and Neuropathology)	4
Fructosamine	5
FSH, LH, AMH, Prolactin and Growth Hormone	6
Full Blood Count	10
Fungal and Related Antigens	12
Fungal Biomarkers	14, 16
FVIII Treatment Monitoring *	10
FXIII Assays	9
G	Page
G6PD Screen and Assay	11
Ganglioside Antibodies	13
Gastric HER2 IHC	4
Gastrin	6
Gastroenterology and hepatology disorders	7
Gastrointestinal Stromal Tumours (GIST)	8
General Autoimmune Serology (CCP/RF/TPO/TRAB/AMA/LKM/SMA/GPC)	13
General Bacteriology	14
General Bacteriology & Antimicrobial Susceptibility	14
General Pathology	4
Genetic counselling	7
Genetics of Heritable Bleeding and Thrombotic Disorders	10
Genital Pathogens	14
Genomic and Inherited Disorders	7
Genomic laboratory training videos	8
Genomic molecular tumour board (MTB) for lung cancer	8
Genomic multi-disciplinary team (MDT) working for rare disease	8
Genomics	7, 8, 9
Genotyping and Predicted Red Cell Phenotype for Various Blood Groups	10
GenQA	7, 8, 9
Glycated Haemoglobins	5, 16

G	Page
Guildford Peptide Hormones & Trace Elements	6
H	Page
Haematinics	5
Haematological Malignancy Bone	11
Haematological Neoplasms	7
Haematological Technical FISH	7
Haematology	9, 10, 11, 12
Haemoglobin only	11, 16
Haemoglobinopathies and Thalassaemia	11
Haemosiderin Staining	11
HBV DNA Quantification	14
Head & Neck Pathology	4
Head and Neck Pathology (Oral, ENT & Combined)*	4
Heparin Assay (HA) - Anti-Xa	9
Heparin Dosage Assessment (HDA) by APT	9
Hepatitis B Serology	14
Hepatitis C RNA Detection	14
Hepatitis C Serology	14
Hepatitis E Detection	14
Hereditary breast and ovarian cancer disorders (HBOC)	7
HFE Typing	12
High Sensitivity Cardiac Troponin I (Pilot)	6
High-risk HPV in Head & Neck Pathology (Pilot)	5
Histocompatibility & Immunogenetics	12
HIT Screening/Assays*	10
HIV 1 RNA Quantification	14
HIV Point of Care	14, 16
HIV Serology	14
HLA Antibody Detection	12
HLA Antibody Specificity Analysis	12
HLA Genotyping for Coeliac and other HLA associated diseases	12
HLA Phenotyping	12
HLA-B*57:01 Typing for Drug Hypersensitivity	12
HLA-B27 Testing	12

Programme Index

H	Page	I	Page
Holotranscobalamin	5	Interpretative: HFE Genotype and Hereditary Haemochromatosis	12
Homocysteine Assays	9	Interpretive HLA Genotype	12
HPA Antibody Detection/Specification	12	Intrinsic Factor Antibodies	5
HPA Genotyping	12	ISCN	9
hs Cardiac Troponin I, hs Cardiac Troponin T, CKMB, Myoglobin, NT-proBNP	6	K	Page
Huntington disease and DRPLA	7	Ki-67 in Breast Cancer (Pilot)	4
Hyaluronic acid	6	KIR Genotyping	12
Hypotonic Infant	7	KIT p.Asp816Val (D816V) Mutation Status for Mast Cell Disease	12
I	Page	L	Page
IG/TCR Clonality Status	12	Lead, Cadmium, Manganese, Arsenic, Magnesium*, Mercury, Zinc*, Selenium, Thallium, Chromium and Cobalt in Whole Blood	6
IgG Subclasses	12	Leucocyte Immunophenotyping	11, 12
Ig D (Pilot)	13	Leukaemia Diagnostic Interpretation (Part 2)	11
Immune Monitoring	11	Leukaemia Immunophenotyping (Part 1)	11
Immunity Screen	14	Linkage analysis	7
Immunochemistry	13	Lipid Investigations	5
Immunocytochemistry	4	Liquid Newborn Haemoglobinopathy Screening	11
Immunocytochemistry & In-Situ Hybridisation	4	Liver Fibrosis Markers	6
Immunology	12, 13	Low Level Leucocyte Enumeration	11
Immunology, Immunochemistry & Allergy (IIA)	12, 13	Lung cancer - Circulating free (cf) DNA in lung cancer	8
Immunosuppressants	5	Lung cancer – comprehensive molecular	8
Imprinting disorders	7	Lung cancer - EGFR	8
Inborn errors of metabolism	7	Lung cancer – fusions FISH/IHC	8
Individual Competency Assessment	8	Lung cancer – fusions molecular	8
Infectious Mononucleosis	11	Lupus Anticoagulant Screening/Assay	9
Infertility	7	Lymphoid Gene Panels (Pilot)	12
INR for: CoaguChek XS, CoaguChek XS Plus, CoaguChek XS Pro & Pro II, Xprecia Stride, istat, LumiraDx	10, 16	Lymphoid Pathology	4
In-Situ Hybridisation	5	Lymphoma	7
Insulin	6	Lymphoma Technical NGS	7
Insulin-like Growth Factor 1	6	Lymphoplasmacytic Lymphoma/Waldenström Macroglobulinemia	12
Insulin-like Growth Factor Binding Protein-3	6	M	Page
Interferon Gamma Release Assays (Mycobacterium tuberculosis) IGRA TB	13	Malaria Rapid	14, 16
Interleukin-6 (IL-6)	13	Manual WBC Differential Count	11
Interpretative Comments in Clinical Chemistry	5	Maternal cell contamination (MCC) and fetal sexing	8
Interpretative EQA (iEQA) *	13		

Programme Index

M	Page	M	Page
Maternal Serum Screening	6	Molecular testing for cystic fibrosis (CF)	8
Measles and Mumps IgG Serology	14	Molecular testing for Medium-chain acyl-CoA dehydrogenase deficiency (MCADD)	8
Measurable Residual Disease for ALL by Flow Cytometry	11	Molecular testing for Severe Combined Immunodeficiency (SCID)	8
Measurable Residual Disease for AML by Flow Cytometry (Pilot)	11	Molecular testing for Spinal Muscular Atrophy (SMA)	8
Measurable Residual Disease for AML by Molecular Methods (Pilot)	12	Molecular Tissue identification	8
Measurable Residual Disease for CLL by Flow Cytometry (Pilot)	11	Monitoring (TDM)	5
Measurable Residual Disease for Lymphoid Neoplasms by Molecular Methods (Pilot)	12	Monoclonal Protein Identification	13
Measurable Residual Disease for Plasma Cell Myeloma by Flow Cytometry (Pilot)	11	Morphology Related	11
Medical Microbiology	13, 14	MRSA Screening	14
Mega Block (Companion Scheme to Specialist Techniques and Neuropathology)	4	Multi-disciplinary team (MDT) working	8
Melanoma	8	Muscle Histochemistry	4
Mercury, Cadmium, Copper, Iron, Zinc, Chromium, Cobalt, Arsenic, Lead, Manganese, Nickel, Thallium and Selenium in Urine	6	Muscular dystrophies	7
Microbiology	13, 14	Mycobacteria Culture	14
Microdeletion syndromes	7	Mycology	14
Microsatellite Instability (MSI)	8	Myelin Associated Glycoprotein IgM Antibodies (MAG)	13
Mismatch Repair (MMR) Proteins	4	Myeloid disorders	7
Mitochondrial disease	7	Myeloid Gene Panels (Pilot)	11
Mohs' Procedure	4	Myeloma	7
Molecular	11, 12,	Myeloproliferative Neoplasms Diagnostic Testing (Pilot) (partially accredited - JAK2 p.V617F only)	12
Molecular Detection Mycobacteria	14	Myositis Associated Antibodies	13
Molecular Detection of Faecal Parasites	14	N	Page
Molecular Detection of HPV	14	Neurodegenerative disorders	7
Molecular Detection of Respiratory Viruses	14, 16	Neurofibromatosis and rasopathies	7
Molecular Detection of SARS-CoV-2	14	Neuropathology	4
Molecular Detection of Viruses in CSF	14	Newborn Screening	5
Molecular Diagnosis of Malaria	14	Newborn Sickle Screening	11
Molecular Genetics of Thrombophilia Testing (Factor V Leiden)	10	Next Generation Sequencing (NGS) for germline CNVs	9
Molecular Newborn Screening	8	Next Generation Sequencing (NGS) for germline SNVs and indels	9
Molecular Pathology	8	Next Generation Sequencing (NGS) for somatic SNVs and indels - tumour testing only	9
		Next Generation Sequencing (NGS) for somatic SNVs and indels - tumour with germline subtraction analysis	9

Programme Index

N	Page	P	Page
NMDAR Antibodies (Pilot)	13	PGT for structural rearrangements (PGT-SR)	8
Non-invasive prenatal testing (NIPT) for common aneuploidies	8	Pharmacogenomics	8
Non-invasive prenatal testing (NIPT) for common microdeletions	8	Pharmacogenomics: Aminoglycoside toxicity	8
Non-invasive prenatal testing (NIPT) for fetal RhD status	8	Pharmacogenomics: panel	8
Non-invasive prenatal testing (NIPT) for fetal sexing	8	Pharmacogenomics: APOE	8
Non-Small Cell Lung Cancer (NSCLC) ALK IHC	4	Pharmacogenomics: CYP2C19	8
Non-Small Cell Lung Cancer (NSCLC) ALK ISH (Pilot)	5	Pharmacogenomics: DPYD	8
Non-Small Cell Lung Cancer (NSCLC) PD-L1 IHC (Pilot)	4	Pharmacogenomics: TPMT & NUDT15	8
Non-Small Cell Lung Cancer (NSCLC) ROS1 FISH (Pilot)	4	Phospholipase A2 Receptor Antibodies (PLA2R)	13
Non-Small Cell Lung Cancer (NSCLC) ROS1 IHC (Pilot)	5	Phospholipid Antibodies	13
NPM1 Mutation Status	12	Placental Growth Factor (PLGF)	6
NTRK fusions	8	Plasma Metanephrines	5
O	Page	Plasma Viscosity	11
Oncology	13	Plasminogen Assay	9
Optical Genome Mapping	9	POCT Haematology (Pilot)	11
Other Programmes	9, 10	Point of Care CRP (Pilot)	13
P	Page	Point of Care D Typing (POCTD)	10
p16 in Head & Neck Pathology (Pilot)	4	Point of Care Testing (POCT)	10, 16
Pd-L1 in Head & Neck Pathology (Pilot)	4	Postnatal constitutional copy number variants (CNV) detection	7
Paediatric Acute Leukaemia Translocations	12	Postnatal karyotyping	7
Paediatric Bilirubin	5	Post-Stem Cell Transplant Chimerism Monitoring	12
Paraneoplastic Antibodies	13	Pre- and Post-Analytical Quality (PrepQ)	17
Parasite Serology	14	Pre-eclampsia Markers	6
Parasitology	14	Pregnancy loss	8
Paroxysmal Nocturnal Haemoglobinuria	11	Pregnancy Testing	6, 16
Participating Countries	18, 19	Preimplantation Genetic Testing (PGT)	8
Parvovirus B19 and Rubella Serology	14	Prenatal constitutional copy number variant (CNV) detection	8
Peptide I	6	Prenatal karyotyping	9
Peptide II	6	Pre-Transfusion Testing (PTT)	10
PGT for aneuploidies (PGT-A)	8	Primary Immunodeficiency disorders (PID)	7
PGT for blastomere FISH	8	Procalcitonin	13
PGT for monogenic disorders	8	Prostate Specific Antigen (Total and Free PSA)	13
		Protein C Antigen and Activity Assay	9
		Protein S Activity Assay	9
		Protein S Total and Free Antigen Assay	9

Programme Index

P	Page	S	Page
Prothrombin Time (PT)/INR (Venous/Capillary Methods)	9	SfIt-1: PLGF ratio	6
Prothrombin Time for Diagnosis (PT/Diagnostic) (PTD)	9	Sickle Screening only	11
PTH, ACTH and Calcitonin	6	Skeletal Dysplasias	7
Pyruvate Kinase Assay (Pilot)	11	Slide Based Schemes	4
Q	Page	Specialist Techniques	4
Quantitative Amino Acids	5	Specific Microbial Antibodies (Tetanus/HiB/Pneumococcal antibodies)	12
R	Page	Specific Proteins	5
Rapid Diagnostic Tests for Malaria (Haematology)	11	Steroid Hormones	5
Rapid prenatal testing for common aneuploidies	9	Sweat Testing	5
Red Cell Antibody Titration	10	Syphilis Serology	14
Red Cell Enzymopathies	11	T	Page
Red Cell Genotyping (RCG) (Pilot)	10	Teaching for Blood and Faecal Parasites	14
Renal Biopsy Pathology	4	Technical	9
Renal disorders	7	Thrombin Time (TT)	9
Renal tumours	8	Thromboelastography for: TEG & TEG6	10, 16
Reproductive carrier screening	9	Thromboelastometry for: Rotem Delta, Rotem Sigma	10, 16
Reproductive Genetics	8, 9	Thyroglobulin	5
Reproductive Science	15	Thyroid cancer	8
Respiratory disorders	7	Thyroid Hormones	5
Respiratory Point of Care	14	Tissue assessment	8
Respiratory Rapid: RSV	14, 16	Tissue Diagnostics	4
Reticulocyte Count	11	Tissue inhibitor of metalloproteinase I (TIMP-I)	6
Reticulocyte Haemoglobin Content (Pilot)	11	TNF Drugs and Antibodies (Pilot)	13
Rh and K Phenotyping	10	Total IgE	12
RhD Typing	10	Toxicology (TOX) and Therapeutic Drug	5
RNA splicing	7	Toxoplasma Serology	14
Rubella IgG Serology	14	Training, Assessment and Competency Tool (TACT)	10
S	Page	Transmission Electron Microscopy (TEM)	4
Salivary Steroids	5	Trio sequencing - prenatal	9
Sample Handling	9	Trio sequencing - postnatal	7
Sarcoma	8	Triple Negative Breast Cancer (TNBC) PD-L1 IHC (Pilot)	4
SARS-CoV-2 Antibodies	13	Tryptase	12
SARS-CoV2 Point of Care	14	Tumour Markers	6
Scleroderma Associated Antibodies (Pilot)	13	Tumour Markers (CA125/CA199/CA153/NSE/CgA (Pilot)	13
Screening Tests	9	Type III Procollagen Peptide (PIIINP)	6
Serum Indices (HIL)	5		
SfIt-1	6		

Programme Index

U	Page
Ultrasensitive C-Reactive Protein	13
Ultrasensitive PSA	13
Urinary Antigens	14, 16
Urinary Catecholamines & Metabolites	5
Urinary hCG (Qualitative and Quantitative)	6
Urine Chemistries	5
Urine Dipsticks	5, 16
V	Page
Variant Classification & Interpretation	9
Variant Nomenclature (ISCN and HGVS)	8
Variant validation	7
Various Blood Group Antigen Phenotyping	10
Viral Gastroenteritis (also suitable for antigen testing)	14, 16
Virology	14
Vitamin Assays (Carotene, Vitamin A & E)	5
Vitamin D	5
Vitamin K	5
Von Willebrand Factor Antigen: Assay	9
VWF:CB (Collagen-Binding) Assay	9
VWF:RCO (Activity) Assay	9
W, X, Y, Z	Page
Web Based Schemes	4
X-inactivation	7
Zinc, Copper, Aluminium, Selenium, Chromium and Cobalt in Serum	6

UK NEQAS Centre Contacts

UK NEQAS Centre	Telephone Number	Email Address
Birmingham Quality	+44 (0) 121 414 7300	birminghamquality@uhb.nhs.uk
Blood Coagulation	+44 (0) 114 267 3300	neqas@coageqa.org.uk
Blood Transfusion Laboratory Practice (BTLP)	+44 (0) 192 358 7111	btlp@ukneqas.org.uk
Cardiac Markers	+44 (0) 141 440 2888	info@ukneqas-cm.org.uk
Cellular Pathology Technique	+44 (0) 191 816 1030	cpt@ukneqas.org.uk
Edinburgh Peptide Hormones	+44 (0) 131 242 6885	ukneqas@ed.ac.uk
GenQA	+44 (0) 131 242 6898	info@genqa.org
Guildford Peptide Hormones & Trace Elements	+44 (0) 148 357 1122 ext. 3611	rsch.peptideeqa@nhs.net rsc-tr.Guildford-EQA@nhs.net
Haematology	+44 (0) 192 358 7111	haem@ukneqas.org.uk
Histocompatibility & Immunogenetics	+44 (0) 144 362 2185	handi@ukneqas.org.uk
Immunocytochemistry & In-Situ Hybridisation (ICC&ISH)	+44 (0) 208 187 9174	info@ukneqasiccish.org
Immunology, Immunochemistry & Allergy (IIA)	+44 (0) 114 271 5715	immunology@ukneqas.org.uk
Leucocyte Immunophenotyping (LI)	+44 (0) 114 267 3600	admin@ukneqasli.co.uk
Microbiology	+44 (0) 208 905 9890	organiser@ukneqasmicro.org.uk
Parasitology	+44 (0) 203 908 1371	parasite@ukneqas.org.uk
Reproductive Science	+44 (0) 161 276 6437	repscience@ukneqas.org.uk

General Enquiries

UK NEQAS Central Office

Offices 5 & 6
Community Stadium
Sheffield Olympic Legacy Park
Worksop Road
Sheffield
South Yorkshire
S9 3TL
United Kingdom

T: +44 (0) 114 261 1689
E: centraloffice@ukneqas.org
W: www.ukneqas.org.uk